

How to log onto Bishop Luffa's Google Suite in **School**:

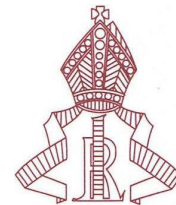
Open Chrome  and click on **RM Unify**

Scroll down to find **Google Drive** or **Google Classroom**

How to log onto Bishop Luffa's Google Suite **out of School**:

Go to: <http://www.bishopluffa.org.uk/> click on **Useful Links** (on the right of the page) and follow the link to **Remote Access/ Emails**, then you'll find the link to **RM Unify**

Out of school you will need your username and password to log into RM Unify. If you have forgotten this password ask the Network office or Library staff to reset your network password.



How to log onto Bishop Luffa's Email in School:

Either open Outlook  the app on a school PC

or


Open Chrome  and click **Email**



Enter your username (**do not include @bishopluffa.org.uk**) and your network password:

User name:

Password:

 sign in

How to log onto Bishop Luffa's Email out of School:

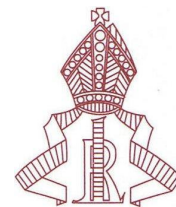


Go to: <http://www.bishopluffa.org.uk/> click on **Useful Links** (on the right of the page) and follow the **Remote Access/ Emails**, then you'll find the link to click on for [email](#).


Useful Links	Arbor	.01
	Report An Absence	.02
	Contact Us	.03
	Student Leadership	.04
	Worship	.05
	About Us	.06
	Remote Access / Emails	.07

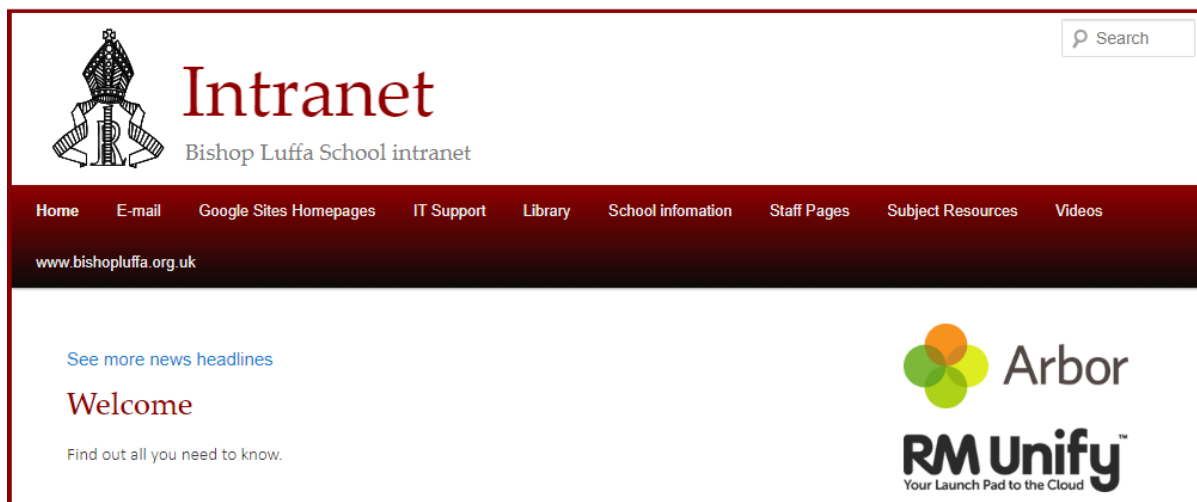
Enter your username (**do not include @bishopluffa.org.uk**) and your network password:

The image shows the Outlook login interface. At the top left is the Outlook logo, which consists of a blue square with a white 'O' and a white envelope icon. To the right of the logo is the word 'Outlook' in a large, blue, sans-serif font. Below the logo and text are two input fields. The first is labeled 'User name:' and the second is labeled 'Password:'. Both fields are empty. At the bottom left of the form is a blue circular icon containing a white right-pointing arrow, followed by the text 'sign in' in a blue, sans-serif font.



How to log onto Bishop Luffa's Arbor in School:

Open Chrome  and click on the **Arbor** icon

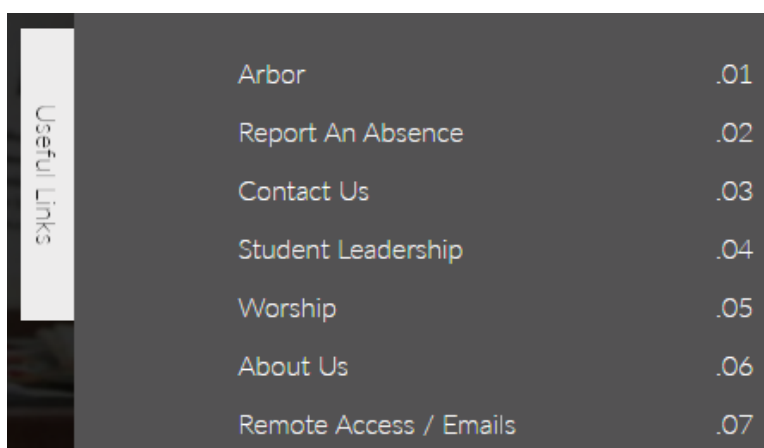


You will need to enter your school email address and the password you have set.

First time logging in: Select **First time logging in?**, and enter your email address and open **Outlook**, using the app or website: <https://mail.bishopluffa.org.uk/>

How to log onto Bishop Luffa's Arbor out of School:

Go to: <http://www.bishopluffa.org.uk/> click on **Useful Links** (on the right of the page) and follow the link to **Arbor**



Arbor	.01
Report An Absence	.02
Contact Us	.03
Student Leadership	.04
Worship	.05
About Us	.06
Remote Access / Emails	.07

You will need to enter your school email address and the password you have set. There is a link "Forgot your password?" which sends a reset message to your email.

First time logging in: Select **First time logging in?**, and enter your email address using the website: <https://mail.bishopluffa.org.uk/>