



# ART TEXTILES

## LEARNING JOURNEY

Go to university to enhance your studies and get a degree

Start a degree level apprenticeship

**Completion of Textile A Level Qualification**

**Externally Set AO4 Present** a personal and meaningful response that realises intentions

**Externally Set AO3 Record** ideas, observations and insights relevant to intentions

**Externally Set AO1 Develop** ideas through sustained and focused investigations

UCAS

Apply for University through UCAS or alternative post 18 courses

15 hour supervised assessment period

**Externally Set AO2 Explore** and select appropriate resources, media, materials, techniques and processes

**Externally Set Assignment**

**Personal Investigation AO3 Record** ideas, observations and insights relevant to intentions

**Personal Investigation**

**Personal Investigation AO4 Present** a personal and meaningful response that realises intentions

**Year 13**

**Personal Investigation AO1 Develop** ideas through sustained and focused investigations

**AO3 Record** ideas, observations and insights relevant to intentions

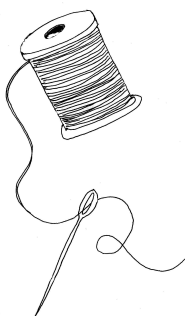
**Colours**

**AO1 Develop** ideas through sustained and focused investigations

**Year 12**

Take a gap year, travel the world and embrace new cultures

Continue your lifelong love of learning and personal development



ASOS discover fashion online

Review, Select and Present Portfolio folder

Completion of exam

10 hour supervised assessment period

**ES AO4: Present** a personal and meaningful response that realises intentions and demonstrates understanding of visual language

**Externally Set Assignment**

**Completion of Textile Qualification**

**ES AO3: Record** ideas, observations and insights relevant to intentions as work progresses.

**Final hand in of sustained project**

**Sustained Landscape**

**AO4: Refine** and present ideas through a personalised visual journey

**AO3: Intergrate** the use of drawing and written annotation.

**AO2: extend** their understanding and skills with application of suitable materials, process and techniques

**YEAR 11**

**AO1: Develop** ideas through investigations demonstrating critical understanding of sources

**AO1: Explore** a prescribed area of study in a personal manner

**Sustained Landscape**

**AO3: Record** ideas which give insight to relevant intentions as work progresses

**AO2: Ability to refine** ideas thoughtfully and purposefully experiment with different media and techniques

**AO3: Develop** and record a creative journey

**AO4: Present** a personal and meaningful response

**AO4: Resolve** investigations through the creation of a personal textile piece.

**YEAR 10**

**AO1: Make connections** with the work of Textile artists, crafts people and designers

**Introductory Phase**

**Mini Black and White**

**AO2: extend** their understanding and skills with application of suitable materials, process and techniques

**AO2: Refine** work by exploring ideas, selecting and experimenting with different techniques and materials.

**Cultures & Sub-cultures**

**Make: Demonstrate** Sampling techniques

**Make your** informed GCSE option choices



**Start your GCSE Course**

**AO1: Make connections** with the work of Textile artists, crafts people and designers

**AO1: Explore** a prescribed area of study in a personal manner

**AO1: Explore** a prescribed area of study in a personal manner

**AO1: Explore** a prescribed area of study in a personal manner

**Design: Explore** and Experiment – freedom of design

**Research: Pop Artists**



**Pop Art**

Build and develop skills which will refine past learning by selecting and experimenting with new media, materials, techniques and processes.

**YEAR 9**

**Evaluate: Record** a creative journey

**Make: Design, Respond** to cultures theme

**Evaluate: Final Design** WWW and EBI. Link to Artist research

**Design: Using** inspiration from the Natural Environment

**Materials: Demonstrate** Batik

**Materials: Demonstrate** stenciling

**Materials: Demonstrate** Couching

**Technique** improve hand drawing skills whilst think about the theme

**Make: Develop** and recall Machine Skills in the sewing test

**Make: Explore** the technique patchwork



**YEAR 8**

**Make, Design, Respond.** Create finished cushion cover combining learnt techniques

**Make: Develop** tone and colour

**Materials: Demonstrate** Tie dye

**Materials: Demonstrate** Couching

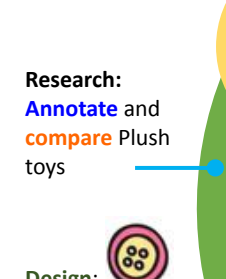
**Technique** improve hand drawing skills whilst think about the theme

**Make: Develop** and recall Machine Skills in the sewing test

**Make: Explore** the technique patchwork

**Make: Develop** and recall Machine Skills in the sewing test

**Make: Explore** the technique patchwork



**YEAR 7**

**Evaluate: Evaluate** final design with WWW and EBI

**Make: Develop** your own templates

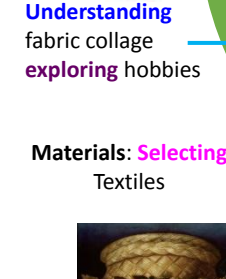
**Materials: Test** for suitable fabric choice

**Materials: Identify** Recycled Textile

**Make: Demonstrate** Hand and Machine skills

**Make: Develop** and recall Machine Skills in the sewing test

**Make: Explore** the technique patchwork



**YEAR 6**

**Research: Themes**

**Design: Investigate** own design ideas (sampling)

**Design: Using** the theme Identity

**Make: Produce** Decorative Techniques

**Make: Carry Out** Applique

**Design: Using** Literacy to inspire outcomes (design brief)

**Evaluate: Extended** Writing

**Work in more depth** on projects, honing your practical skills, improving your resilience and problem solving whilst developing independence in the Textile studio.

**Work in more depth** on projects, honing your practical skills, improving your resilience and problem solving whilst developing independence in the Textile studio.



**YEAR 5**

**Research: Annotate** and compare Plush toys

**Design: Investigate** own design ideas (sampling)

**Design: Using** the theme Identity

**Make: Produce** Decorative Techniques

**Make: Carry Out** Applique

**Design: Using** Literacy to inspire outcomes (design brief)

**Evaluate: Extended** Writing

**Work in more depth** on projects, honing your practical skills, improving your resilience and problem solving whilst developing independence in the Textile studio.

**Work in more depth** on projects, honing your practical skills, improving your resilience and problem solving whilst developing independence in the Textile studio.



**YEAR 4**

**Design: Understand** fabric collage exploring hobbies

**Make: Demonstrate** Basic Sewing Machine skills

**Design: Discover** and Investigate the work of Arcimboldi

**Materials: Understand** sustainability

**Design: Develop** and communicate design ideas

**Baseline Assessment:** What do you already know about Textiles?

**Introduction to the Textile Studio:** Health and Safety

**Introduction to the Textile Studio:** Health and Safety

**Introduction to the Textile Studio:** Health and Safety



**YEAR 3**

**Evaluate: Explain** and comment on finished collage

**Make: Generate** a collage inspired by Arcimboldi

**Materials: Understand** sustainability

**Design: Develop** and communicate design ideas

**Baseline Assessment:** What do you already know about Textiles?

**Introduction to the Textile Studio:** Health and Safety

**Introduction to the Textile Studio:** Health and Safety

**Introduction to the Textile Studio:** Health and Safety

**Introduction to the Textile Studio:** Health and Safety

KS3

